

MY KITCHEN STORE

REPLACEMENT DOORS & DRAWERS



My Kitchen Store Guide to Replacing Kitchen Doors & Drawers

Giving your kitchen a complete makeover for a fresh new look can be cost-effectively achieved through the replacement of doors, drawer front and handles. For an investment of around £500, an average size kitchen can appear almost as if newly fitted - and it's easier than you think to achieve.

You can employ the services of a kitchen fitter, who will be able to implement your makeover for you quickly or efficiently - or with some basic DIY skills under your belt, you can use our step-by-step guide to fit the replacements yourself, making it even more economical.

STEP 1: Measure Up

The majority of kitchen doors & drawers come in a range of standard sizes. For a list of these sizes please see the final page of this brochure.

Carefully measure all door variations that you wish to replace - and all drawer fronts - in millimetres.

You should find that they correspond with one of the options on the sizes page. If they do not, don't worry, we can still supply you with replacements, but you will need to contact us by phone to discuss your requirements.

If you do have standard sizes, then you will be able to complete your order through our website.

Drawer Front



Door



STEP 2: Define Drill Holes



To make the fitting of your new replacement doors easier, we can optionally drill the holes required to fit your hinges.

Generally, you will find that the hinges from your old doors can be re-used and can easily be unscrewed from their positions.

If you need new hinges, you can order them from our hinge section on the website.




unscrew here to release the hinge from the carcass

The hinge will either be attached to the cabinet carcass with screws or a clip fitting. Release the door by unclipping or unscrewing the hinge. The hinge plate will remain in place.

Then unscrew the hinges from their place on the door. You will find that they have been inset into drill holes, which will generally be 35mm in diameter.

In order for us to pre-drill the holes for your hinges, we will need to know the positions of these drill holes, indicated by the position of the center of the holes from the edges of the door, as shown here, measured in millimeters.



We will also need to know if each door is a "Left hand Door" (LHD) or "Right Hand Door" (RHD) in order to make the drill holes on the correct side for the hinges. To assess this, close the door and note which side the hinges are on when it is closed. As shown in the diagram, LHD refers to a door where the hinges are to the left of the closed door.

When you place your order, select 'pre-drilled' from the options available on the product detail page and we will email you to obtain further details of the

measurements and hinge position details after receipt of your order.



this is a left-hand door

STEP 3: Select Style & Colour

Once you have assessed the size and number of doors and drawer fronts you require, select the style of door from our range of 28 contemporary, classic and traditional styles, each of which is available in over 45 finishes and colours.

You will find details further on in this brochure and on our website.

You will also find all the accessories you may require, including replacement hinges, screws - and why not finish your replacement doors and drawers in style with new handles or knobs from our extensive range online.



STYLE OPTIONS: Images show drawer fronts and doors



CATHEDRAL
TWIN PASS



TWIN PANEL



H GROOVE



KILBY
GROOVE



CRANHAM



SQUARE



SAXON



C DESIGN



PANEL
GROOVE



SHAKER



STEALTH



ATLANTIS



WALTHAM



YEOVIL



BRONTE

STYLE OPTIONS: Images show drawer fronts and doors



SWEEP



KILBY



CATHEDRAL



ESSEX



TWIN SWEEP



COTTAGE



TRANBY



ASHFORD



TWIN C



KINGSTON



HUMBER



CUBIST



DELUXE



DANBURY

KITCHEN DOORS & DRAWERS - COLOUR OPTIONS



BEECH



WENLAND
BIRCH



GLOSS
CHOCOLATE



MOCHA



TOBACCO
WALNUT



FORBO
MAPLE



GLOSS BEECH



GLOSS BLACK



BLONDE ASH




VERADE OAK



CALVADOS




LAUREL



FLINT GREY



GLOSS FRENCH
WALNUT



MELANZANA



PIPPY OAK




AMATI



AVIEMORE
PINE




LOIRE ASH



PARCHMENT



ROCK MAPLE



GLOSS
YELLOW



SILVA




ONTARIO MAPLE



ACACIA



RED ALDER



WILDBIRNE




SWISS PEAR




SMOKED MAPLE


KITCHEN DOORS & DRAWERS - COLOUR OPTIONS



ALABASTER




IVORY



GLOSS WHITE




BRUSHED
CHROME



IVORY ASH



GLOSS
MUSHROOM




GLOSS IVORY




GLOSS
WHITE ASH



HUNGARIAN
ASH




GLOSS BLUE




GLOSS
PEPPERMINT



MONTANA
OAK




WHITE



WHITE ASH



GLOSS RED



VANILLA



SAND



WALNUT

Door Sizes

450mm H x 596mm W
 450mm H x 496mm W
 450mm H x 446mm W
 450mm H x 396mm W
 450mm H x 296mm W

535mm H x 596mm W
 535mm H x 496mm W
 535mm H x 446mm W
 535mm H x 396mm W
 535mm H x 296mm W

570mm H x 596mm W
 570mm H x 496mm W
 570mm H x 446mm W
 570mm H x 396mm W
 570mm H x 296mm W

715mm H x 596mm W
 715mm H x 496mm W
 715mm H x 446mm W
 715mm H x 396mm W
 715mm H x 296mm W

770mm H x 596mm W
 770mm H x 496mm W
 770mm H x 446mm W
 770mm H x 396mm W
 770mm H x 296mm W

895mm H x 596mm W
 895mm H x 496mm W
 895mm H x 446mm W
 895mm H x 396mm W
 895mm H x 296mm W

1245mm H x 596mm W
 1245mm H x 496mm W
 1245mm H x 446mm W
 1245mm H x 396mm W
 1245mm H x 296mm W

2155mm H x 596mm W
 2155mm H x 496mm W
 2155mm H x 446mm W
 2155mm H x 396mm W
 2155mm H x 296mm W

Drawer Sizes

115mm H x 596mm W

140mm H x 996mm W
 140mm H x 796mm W
 140mm H x 596mm W
 140mm H x 496mm W
 140mm H x 446mm W
 140mm H x 396mm W
 140mm H x 296mm W

175mm H x 996mm W
 175mm H x 796mm W
 175mm H x 596mm W
 175mm H x 496mm W
 175mm H x 446mm W
 175mm H x 396mm W
 175mm H x 296mm W

215mm H x 996mm W
 215mm H x 796mm W
 215mm H x 596mm W
 215mm H x 496mm W
 215mm H x 446mm W
 215mm H x 396mm W
 215mm H x 296mm W

285mm H x 996mm W
 285mm H x 796mm W
 285mm H x 596mm W
 285mm H x 496mm W
 285mm H x 446mm W
 285mm H x 396mm W
 285mm H x 296mm W

355mm H x 996mm W
 355mm H x 796mm W
 355mm H x 596mm W
 355mm H x 496mm W
 355mm H x 446mm W
 355mm H x 396mm W
 355mm H x 296mm W

H=HEIGHT
 W=WIDTH

Drawer Front



Door

